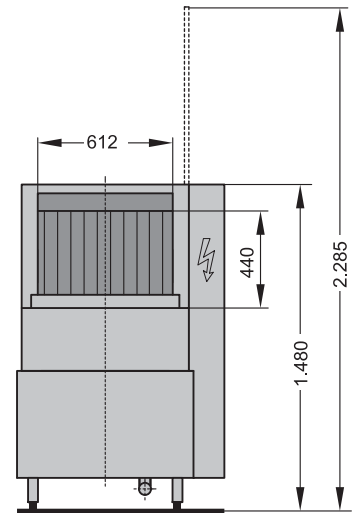
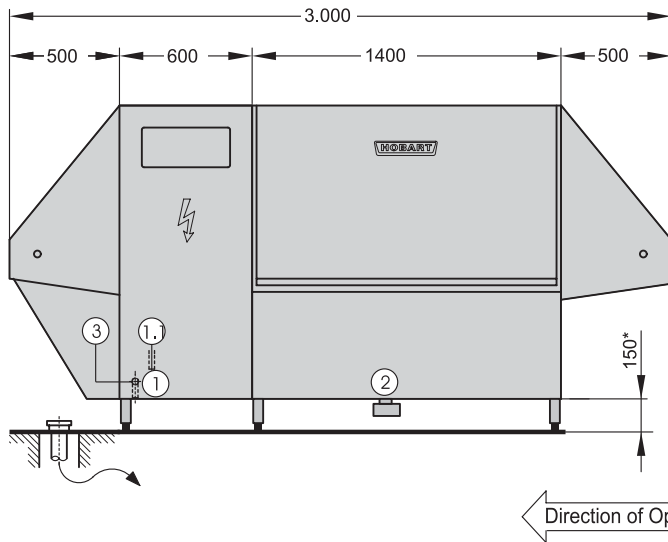


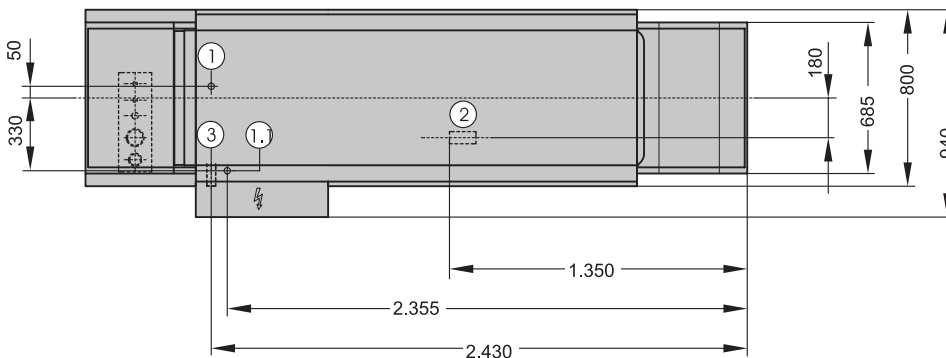


Product Advantages:

- High performance compact container washer
- 2 speeds for optimum compatibility to degree of soil
- Easy cleaning through full width door
- Hygienic shape of tank and wash chamber
- Up to 3 mm thickness of sheet metal
- Centre chain transport
- 3° inclined transport over whole length (to avoid water transport)
- Removable wash / rinse arms
- Stainless steel jets
- Left/right and right/left operation



* = 20 mm höhenverstellbar



± 20 mm adjustable feet

Water hardness should not exceed 3 °d, if higher we recommend using a water softener.

Technical Data

① Fresh water connection	DN 20 max. 60°C
flow pressure	min. 2 bar
①.1 optional: separate tank filling	DN 20 max. 60°C
② central drain	HT / DN 50
③ electrical supply	400 / 50 / 3 / N / P
	3 x 63 amps.
Total electrical loading	32,8 kW

Wash:	
Tank fill	135 l
Tank heating	12 kW
Pump	2,2 kW
Circulation	900 l/min
Pressure on jet	1,0 bar
Rinse:	
Adjustable	250 - 300 l/h
Electrical booster	18 kW

Container size:	
Width	max. 600 mm min. 350 mm
Height	max. 420 mm
Capacity	max. 300 container/h
Noise emission	78 dB(A)
Weight (drained)	app. 400 kg