GENERAL LEGEND

AW	=	drain water (CNS)	KW	=	cold water	üOKFF	=	above finished floor
Dat	=	dataline	KWw	=	cold water soft	UK	=	lower edge
EZ	=	power line 230V / 400V	LR	=	conduit Ø	VEW	=	demineralized water
FD	=	floor opening	CNS	=	stainless steel (inox)	WD	=	wall opening
HW-VL	=	hot water flow	MK	=	supply chanell	WS	=	wall slot
HW-RL	=	hot water return	PE	=	equipotential conductor	WW	=	warm water
KB	=	cored hole Ø	STL	=	control line	WWw	=	warm water soft

GENERAL INFORMATION

Installation: All installations should always comply with all national and local codes of practice.

Exhaust: A frost-protection flap is recommended if the exhaust air from the machine is exterior ducted.

Transport: Minimum measurements of entry doors for machine assambly = outer measurements of largest machine + 300mm in height, + 400mm in width!

Aeration: The ventilation and exhaust for the room must be interpreted according to local by-laws.

Shut-off valves: The shut-off valves for rinsewater, tankfilling or demi-rinse are supplied by others.

Control- and datalines: We recommend a conduit for control-lines in the area of the electrical connection.

Washing result: A spotless cleaning results can be achieved only with low mineral content of the rinse water. We recommend a conductance of about 80µS/cm.

Floor drain: Splash floor drains should be provided for general cleaning purposes.

Steam- connections: The in-house steam-flow piping must be equipped with condensate drainage prior to the HOBART steam-connection. The in-house condensate piping must be pressure less and able to absorb all HOBART condensate.

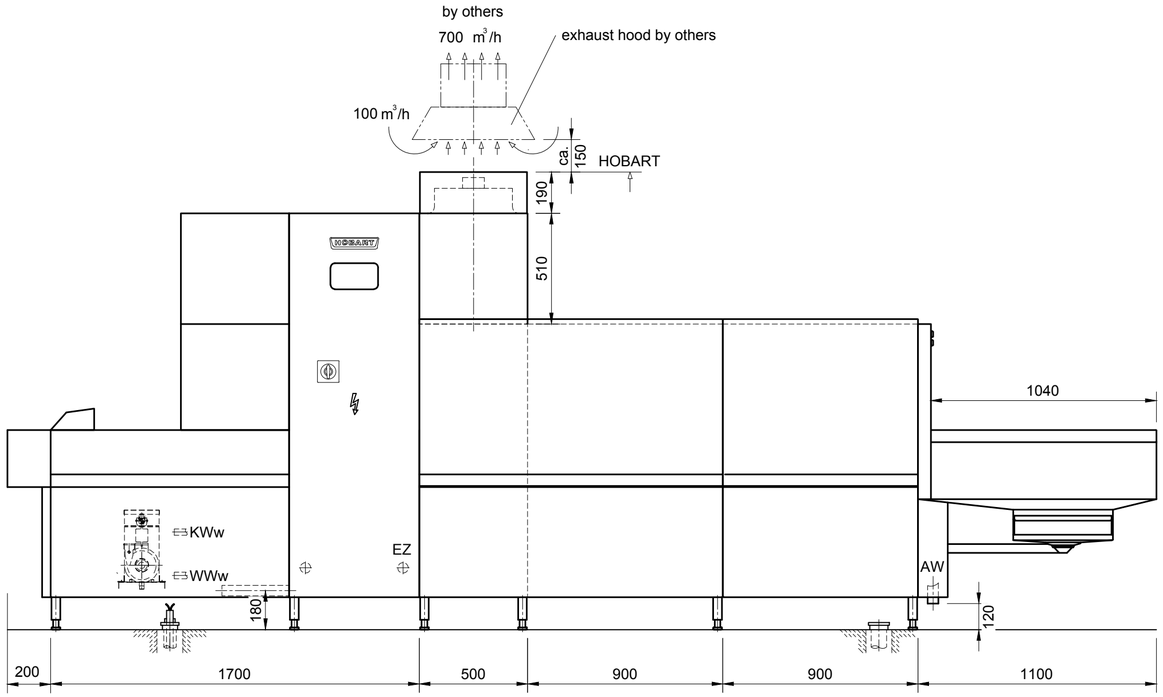

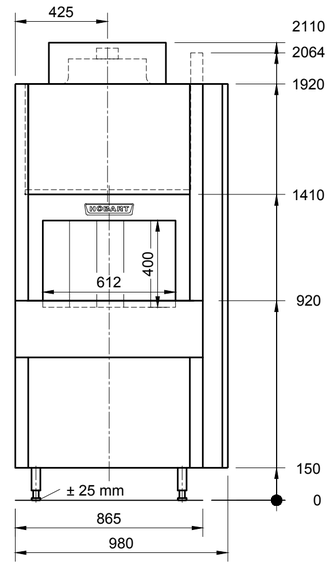

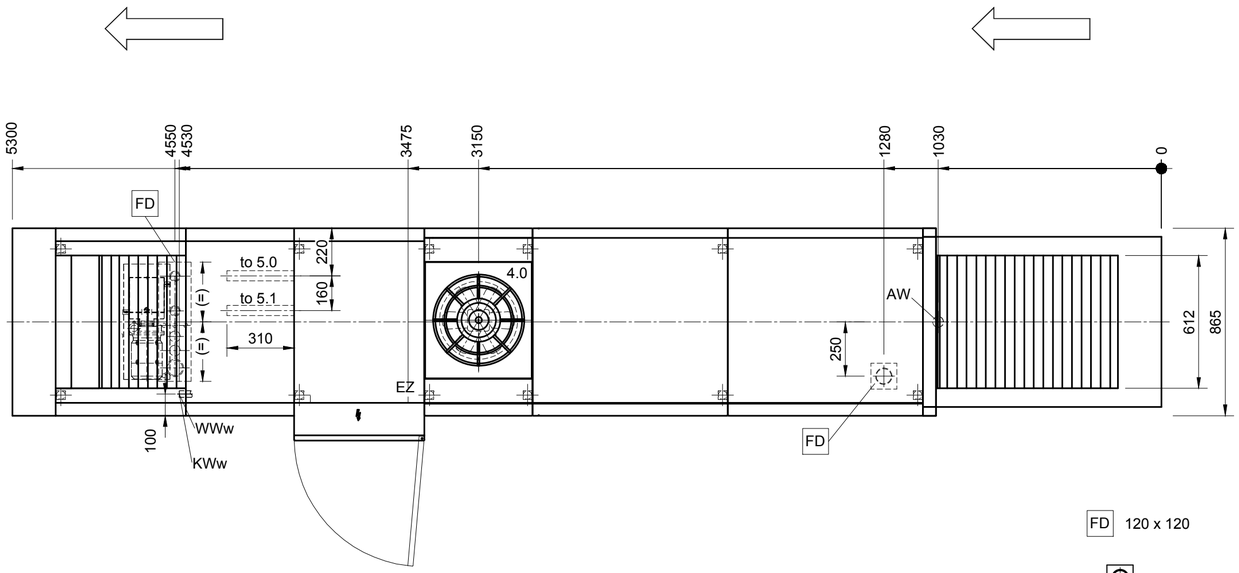

FD 550 x 150

required supply (by others)

FD 120 x 120

2.0

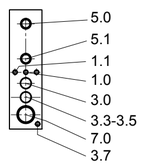

Machine-Type:	**Flight-Type Dishwasher**		**Heating: Steam**
Model: PROFI FTN	**2-L-A-DL3, C25**		**Operation: Right / Left**
Usable-Width: 612	**Usable-Height: 400**		**Main-Switch: Built in Machine**

Chemical						Dimension		Position in mm
7.0		conduit for chemical supply				Ø70		100mm AFFL
Heating		Consumption				Dimension	Connection	Position in mm
5.1	Condensate					Ø40	G1½" male	100mm AFFL
5.0	Steam	61,9 kg/h	129206 kJ/h			Ø40	G1½" male	100mm AFFL
Staem-Flow-Pressure provided by customer		***0,5-1,0 bar / 7-14 psi***						
Exhaust		Volume	Temp.	Humidity	Pressure	Dimension		Position in mm
4.0		600 m³/h	32°C	90-98%	ca. 0 Pa	Ø300 internal		refer to drawing
Electrical		Control and Data-Line						Extended-Length
3.7	Equipotential	min. 1x6mm² provided by customer						3m reserve
3.5	Malfunction-Sensor				5x1,5 mm²		STL	3m reserve
3.4	Exhaust				3x1,5 mm²		STL	3m reserve
3.3	Dosage-System				7x1,5 mm²		STL	3m reserve
Electrical	Voltage	Frequency	Supply	Fuse	Cross-Section	Power		Extended-Length
3.0	400 V	50 HZ	3-PE	3x20 A	4x2,5 mm²	6,4 kW	EZ	3m reserve
Water	Consumption	Temp.	Hardness		Conductance	Dimension	Connection	Position in mm
2.0	Drain (Siphon provided by customer)					Ø70	Drain pipe	50mm AFFL
1.1	WWw 264 l (Filling)	50-60 °C	max. 8,75 clark (1,2mmol/l)		150-400µS/cm	Ø20	G3/4" male	100mm AFFL
1.0	KWw 180 l/h	12 °C	max. 3,75 clark (0,5mmol/l)		80-120µS/cm	Ø20	G3/4" male	100mm AFFL
Water-Flow-Pressure provided by customer		***min.1,5 bar / 22 psi***						
Heat-Radiation (thermal output to the room)								
washware 7,7 kW			latent: 2,0 kW			sensible 4,1 kW		

Index	Änderungen / Changes	Datum / Date	Name
-	-	-	-

Das Urheberrecht an dieser Zeichnung verbleibt bei der HOBART GmbH.
Jede nicht von uns schriftlich genehmigte Benutzung, Verfielfältigung, Überlassung an Dritte ist strafbar und macht schadensersatzpflichtig.

This documnet contains proprietary and confidential data of HOBART GmbH. No disclosure, reproduction or use of any part thereof may be made without written permission of HOBART GmbH.

HOBART GmbH - Robert-Bosch-Straße17 - 77656 Offenburg, Germany
Tel.: +49(0)781.600-0 - Fax.: +49(0)781.600-2319 - www.hobart.de

Angebot - Quotation

Bestellung - Order

Datum / Date: 02.11.2011	Project:		
Gezeichnet / Drawn by: R.Leonhardt			
Geprüft / Checked by: R.H.			
Projectmanager: XXXX	Maßstab / Scale: 1:20	Order-No.:	Zeichnungsnummer / Drawing-No.: FTN SF 6x4 2-L-A-DL3, C25 RL